

Full Spectrum Art Glass



January 2024 Classes

Join our classes and create something!

We welcome participants of all skill levels and can host classes of up to 10 people. Bring your family, friends, and co-workers to join in the fun. Give us a call to reserve your spot in a class or to schedule a unique class for yourself or your group.

Got a great idea but not sure how to make it? No worries! Just give us a call. We'll chat about your project, suggest ways to make it happen, help you figure out what skills you might need, and either guide you through the process or commission one of the artists in our community to create it for you.

Want to learn but don't find a class that fits your schedule? Call to ask about Rolling Enrollment. Most classes are available on an "as needed" basis — we'll work with your schedule.

Have a glass party! Gather together a group (minimum of four), pick a topic and we'll schedule a class just for you: stained glass, fused glass, or mosaics!

All students are welcome to bring snacks and something to drink.

FUSED GLASS

Sunday Funday

Our most affordable class session, perfect for a quick date night activity or groups like Scouts or clubs. Start with a rectangle (3.5"x4.5" base) or a square (3.5" base), whichever you prefer. Learn to use scrap glass, frit and stringer to create whatever your mind can come up with! Flower? Sure! Sports logo? Why not! Channel your inner Picasso and create something completely unique! (No group discount applied to this class.)

Schedule: Sunday, January 7th, 5-7 PM

Level: All

Price: \$25

Instructor: Ted Pickles

Old World Pendants

Learn to make these simple yet beautiful pendants accented with lots of dichroic glass! Students will make two pendants, choosing each of the components from a variety of colors and patterns!



Schedule: Wednesday, January 10th, 5-7 PM

Level: All

Price: \$40

Instructor: Ted Pickles

Flower Sun Catchers

Make two beautiful flower panels to hang in a window or display on your wall or desk. Start with a 3.5:x5.5" base and use scrap glass, frit and stringer to create your favorite flowers.



Schedule:

- Thursday, January 11th, 5-7 PM
- Sunday, January 28th, 5-7 PM

Level: All

Price: \$45

Instructor: Ted Pickles

Stringer Feather Sun Catchers

Make two feather Sun Catchers to keep or share! Use stringer to create these simple, colorful light catchers. You could even alter your color choices to make these look like leaves instead of feathers. Students will make two feathers in class, and have the opportunity to make more at a reduced cost.



Schedule: Sunday, January 14th, 5-7 PM

Level: All


Price: \$35

Instructor: Ted Pickles

FUSED GLASS

Aspen Panel

Only two hours to make a beautiful piece of artwork! Learn to work with frit, powder, stringer, glass paints, and additional materials to create your own fused glass masterpiece. Project size is 8"w x 6-3/8"h. All class materials are provided. For an extra \$10 firing fee, your aspen piece can be slumped over a lamp scone mold to make it self-standing.



Schedule:

- Tuesday, January 2nd, 5-7 PM (limited spots available)
- Friday, January 12th, 5-7 PM

Level: Beginner

Price: \$75

Instructor: Ted Pickles

Snow Globe Sun Catcher

Use your imagination to create your very own fused glass snow globe. Students will start with a 5.5" diameter base and learn the basic of cutting and nipping glass to create the desired shapes for their design. Use scrap glass, frit and stringer to really your vision

Schedule: Thursday, January 18th, 5-7 PM

Level: All

Price: \$45

Instructor: Ted Pickles

Three Fused Pendants

Make three beautiful pendants to keep or give. What a great deal! Learn to combine compatible glasses to make elegant or fun fused glass jewelry. Make extra pendants, if desired, at a reduced price. Student can attach a simple ball to hang pendant for a necklace after firing. Students can also grind their pendants to fit into an elegant setting for a more professional look for a small fee that includes the fire polish. The possibilities are endless!



Schedule: Thursday, January 25th, 5-7 PM

Level: All

Price: \$45

Instructor: Ted Pickles

Free for all Friday

Create to your heart's content! Start with a 5"x6" clear base, then use scrap glass, frit and stringer to build your fused glass masterpiece.

Schedule: Friday, January 26th, 5-7 PM

Level: All


Price: \$40

Instructor: Ted Pickles

STAINED GLASS

Spinner – Squares in Squares

It's fun to have artwork that moves. Learn to piece together the components that make up this fun stained glass spinner. Make five interconnected components in class. Hang it near a fan or open window, or attach a mechanical spinner. Battery operated spinner sold separately. Additional time needed to complete project can be scheduled with your instructor. The cost for making a spinner with clear glass is \$50, colored glass is \$65.00.



Schedule: Friday, January 5th, 4-8 PM

Level: Beginner

Price: \$50-\$65

Instructor: Cat Lampman

Columbine Candle Holders

Learn how to use foil and lead hobby came to make two of these beautiful candle holders. You will learn how to stretch your lead and wrap your glass pieces before soldering the whole project together. Add wire work embellishments and then patina your projects.

Schedule: Friday, January 19th, 5-7 PM

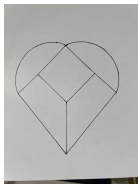
Level: Beginner

Price: \$65

Instructor: Ted Pickles

Fox or Heart Sun Catcher

Learn how to make one of these beautiful sun catchers. You will learn how to grind, foil and solder using our precut glass. Students will then attach a jump ring for hanging their creation, then learn how to apply patina and polish.



Schedule: Sunday, January 21st, 2-6 PM

Level: Beginner

Price: \$65

Instructor: Cat Lampman

Beginning Copper Foil – Independent Study

Learn Stained Glass in a month! This is the Tiffany style of creating stained glass. Students will complete two projects: a sampler piece, and a small panel with approximately 15-20 pieces. Twenty hours of instruction covers most basic cutting techniques, glass grinding, foiling, soldering and finishing. Tools and materials are provided for sampler piece. Students are responsible for purchase of pattern materials, glass, foil, solder, zinc framing, rings & chain for second piece (approximately \$30-\$60). Class consists of orientation session, plus additional hours to be arranged with instructor.



Schedule: Multiple Sessions, call for times and more information.

Level: Beginner

Price: \$195

Instructor: Ted Pickles / Cat Lampman

GLASS ETCHING

Etched Dichroic Pendants

Make three Dichroic glass pendants using scrap book punches, precut vinyl, or hand cut vinyl of your own design. These beautiful pieces can be turned into jewelry or magnets after firing.



Schedule: Wednesday, January 17th, 5-7 PM

Level: All

Price: \$45

Instructor: Ted Pickles

MOSAIC GLASS

Mosaic Garden Rock

Learn the basic of making a simple glass mosaic garden rock! Bring a simple design of your choosing on your phone or printed (color picture helps). You will learn how to nip your glass into shape and then glue it to your rock to create your masterpiece. You'll return later to grout and finish your project.

Schedule (two sessions):

- Session one: Saturday, January 13th, 12:30-5 PM
- Session two: Monday, January 15th, 5:30-7 PM

Level: All

Price: \$45

Instructor: Jane Arnold