

Full Spectrum Art Glass Supply & Gallery

828 E. Fillmore Street, Suite A, Colorado Springs (719) 630-7664 www.fullspectrumartglass.com

+Store Hours: Wednesday - Sunday 12pm-5pm, and other times by appointment. Closed Mon & Tue
Like us on Facebook!

July and August 2022 Class Schedule

✦ ✦ ✦ *Make Gifts – Learn a New Skill – Try Something New – Have Fun!* ✦ ✦ ✦

Call us to reserve a space in a class or to schedule a class for yourself or your group.




We are leaving spaces open in our class schedule to accommodate call-in requests for gift-making and learning sessions. Call us to schedule some time!
Bring your family, friends, or co-workers.

Come and make something! We are holding classes, with smaller numbers of students. Please bring a mask with you.

Scheduled Individually Multiple sessions:

Contact the store to arrange
class times




Beginner Level \$175.00 Instructor: Coral Cornish
***Space available!! We have small groups of students who have been attending class on Wednesdays, or Sunday afternoons (or other days, as needed), so we will continue to add students on those days as space allows. Students will work until they complete both class projects.

Stained Glass - Beginning Copper Foil – Independent Study

Learn Stained Glass in a month! This is the Tiffany style of creating stained glass. Students will complete two projects: a sampler piece, and a small panel with approximately 15-20 pieces. Twenty hours of instruction covers most basic cutting techniques, glass grinding, foiling, soldering and finishing. Tools and materials are provided for sampler piece. Students are responsible for purchase of pattern materials, glass, foil, solder, zinc framing, rings & chain for second piece (approximately \$30-\$60). Class consists of initial session, plus additional hours to be arranged with instructor. You could complete the entire class in three days, if desired (we have students who come from out-of-town who choose this option).

Saturday, July 16 5pm-7pm 1 session



Beginner Level \$65.00 Instructor: Coral Cornish
No Experience Necessary

Glass Fusing – Fused Glass Images –Fall, Winter, Spring or Summer Aspens

Only two hours to make a beautiful piece of artwork! Learn to work with frit, powder, stringer, glass paints, and additional materials to create your own fused glass masterpiece. Project size is 8"wx6-3/8"h. All class materials are provided. For an extra \$10 firing fee, your aspen piece can be slumped over a lamp sconce mold to make it self-standing.

Full Spectrum Art Glass Supply & Gallery

828 E. Fillmore Street, Suite A, Colorado Springs (719) 630-7664 www.fullspectrumartglass.com

Sunday, July 17
3pm-6pm 1 session



Examples by Mary and Jane from a recent class

All Levels \$45.00 Instructor: Coral Cornish

Fused Mosaics

You can do this! Learn to use a pair of double-wheeled nippers and a pair of tweezers to make simple mosaic images in fused glass. Make a 6"x6" image using fusing glass and fine black frit. All tools and materials and glass fusing included.

Thursday, July 21
2pm-4pm 1 session



All Levels \$30.00 Instructor: Coral Cornish

Fused Glass Birdies or Hearts

These are so adorable and simple, you'll want to make LOTS of them! This class covers basic glass cutting, embellishing with fusible glass paints, and a discussion of the fusing process. You'll complete two pieces to keep or give, plus you'll have the opportunity to make more at a reduced cost. The two pieces can be made as suncatchers or plant stakes! All tools and materials will be provided.

Thursday, July 21
6pm-8:30pm 1 session



Bird by M. Hansen

Advanced Beginner Level \$45.00 Instructor: Coral Cornish

Scrappy Bird

Using the copper foil method, learn to use scrap glass and copper wire in different gauges to make a fun and funky free-standing bird. Since they're made from scrap pieces, no two are alike! Previous foiling and soldering experience required.

Saturday, July 23
5pm-7pm 1 session



All Levels \$35.00 Instructor: Coral Cornish

Three Fused Pendants

Make three beautiful pendants to keep or give. What a great deal! Learn to combine compatible glasses to make elegant or fun fused glass jewelry. Make extra pendants, if desired, at a reduced price.

Sunday, July 24
3pm-5pm 1 session



Beginner Level \$35.00 Instructor: Coral Cornish

*****No Experience Necessary*****

Glass Fusing – Suncatchers

Anyone can do this! Only two hours to make beautiful glass suncatchers. Use found shapes or work with glass cutting tools and nippers to create flowers, butterflies, suns, or another topic of your choice, with lots of personality. Students will make two suncatchers. All class materials are provided.

Wednesday, July 27
2pm-5pm 1 session



Beginner Level \$45.00 Instructor: Coral Cornish

*****No Experience Necessary*****

Glass Fusing Workshop– Fused 6x6 Square

Make a fun and colorful fusing project. After an introduction to cutting and nipping, students will create their own design in glass. Bring a design from home, or we have design books with lots of ideas. Students will make a single 6" square. Add free hangers to make it a hanging piece, or the square can be slumped into a dish shape or a self-standing arch for an additional \$5.00 fee. All tools and materials are provided. Additional squares may be made at a reduced cost.

Full Spectrum Art Glass Supply & Gallery

828 E. Fillmore Street, Suite A, Colorado Springs (719) 630-7664 www.fullspectrumartglass.com

Wednesday, July 27
6pm-8pm 1 session



All Levels \$35.00 Instructor: Coral Cornish

Etching Designs in Dichroic Glass

Would you like a peace sign? Or, maybe your taste leans toward Asian character writing or a kokopelli, or something with your company's logo. We start out with simple scrapbook punch designs, then you can progress to more complicated images. Students will learn to designs, apply them to dichroic glass, then etch your designs. All materials provided.

Thursday, July 28
6p-8p 1 session



Sheep Landscape by Lori C.

Beginner Level \$95.00 Instructor: Coral Cornish

No Experience Necessary

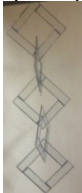
Glass Fusing – Self-Standing S-Shaped Landscape

You decide the topic: floral, winter snowmen, spring meadow, or another of your choosing. All class materials and two firings are provided.



4 Season Aspen by Cat L.

Friday, July 29
2pm-5pm 1 session+



Clear Textures Example, 5 squares

All Levels \$45.00 Instructor: Coral Cornish

Stained Glass Spinner – Squares in Squares

It's fun to have artwork that moves. Learn to piece together the components that make up this fun spinner. Make five interconnected components in class. Hang it near a fan or open window, or attach a mechanical spinner. Battery-operated spinner sold separately.



The cost for doing a spinner with colored glasses is \$60.00.

Friday, July 29
5pm-7pm 1 session




All Levels \$30.00 Instructor: Coral Cornish

No experience necessary

Stringer Feather Suncatchers

Make two feather suncatchers to keep or share! Use stringer to create these simple, colorful light catchers. You could even alter your color choices to make these look like leaves instead of feathers. Students will make two feathers in class, and have the opportunity to make more at a reduced cost..

Saturday, July 30
5pm-8pm 1 session



All Levels \$65.00 Instructor: Coral Cornish

Fused Glass – Birds on a Fence

These guys are adorable!! Learn to make this fun, garden-oriented fused glass art piece in one session! The piece is 11" wide by 4" tall. All tools and materials included. Some prior glass cutting experience required.

Full Spectrum Art Glass Supply & Gallery

828 E. Fillmore Street, Suite A, Colorado Springs (719) 630-7664

www.fullspectrumartglass.com

Sunday, July 31

5pm-6pm 1 session



All Levels

\$20.00

Instructor: Coral Cornish

*****No Experience Necessary*****


Glass Cutting

Learn to cut glass! We'll discuss and use the tools and best practices for cutting straight lines, curves, circles, and random shapes. If you want to work with glass, the best thing you can do is learn to cut glass well.

August 2022

Wednesday, Aug 3

6pm-8:30pm 2 Sessions
(2nd session for grouting to be scheduled with students)



Beginner Level

\$30.00

Instructor: Coral Cornish

Mosaic Garden Brick

Learn to embellish a concrete brick to add color and fun to your yard! These also make fun doorstops and décor. Students will cut, nip, and glue glass to create their design, then return to grout their creations. Students will grout their bricks during the second class session (grouting session – about 1 hour - will be scheduled with class participants).

Friday, Aug 5

5pm-7:30pm .. 1 session+



Beginner Level

\$35.00

Instructor: Coral Cornish

*****No Experience Necessary*****

Glass-on-Glass Mosaic – Window Hanger

This class teaches basic glass-on-glass mosaic techniques to create a window hanger with a design of your choice. Students will learn several methods for cutting glass; which glues are preferable for working with glass-on-glass; basic mosaic design techniques; and how to grout. Wooden frame, plate and stained glass, glue, and use of tools will be provided. The second session, which is the grouting session, will be scheduled with class participants and will only take about an hour.

Saturday, Aug 6

5pm-8pm 1 session



Beginner to Intermediate

\$35.00

Instructor: Coral Cornish

Stained Glass Suncatcher – Filigree Star or Dragonfly

Be ready to display this for July 4th! These pieces just make people smile! Learn to make this fun suncatcher in the copper foil method, using wire, glass gems and brightly colored stained glass.

Thursday, Aug 11

5pm-7pm 1 session



All Levels

\$30.00

Instructor: Coral Cornish

No experience necessary

Stringer Feather Suncatchers

Make two feather suncatchers to keep or share! Use stringer to create these simple, colorful light catchers. You could even alter your color choices to make these look like leaves instead of feathers. Students will make two feathers in class, and have the opportunity to make more at a reduced cost..

Wednesday, Aug 17

4pm-approx 8pm 1 session



D. Peters

Advanced Beginner Level

\$65

Instructor: Dana Peters

Metal Art Clay – Syringe Filigree Project


Take your basic skills to the next level and learn to use a syringe to apply openwork filigree metal clay to dimensional shapes!!! Create one-of-a-kind personalized jewelry pieces. Learn up-to-date methods for producing both delicate and sturdy pieces that will last. All tools and materials are provided. Prior experience with metal clays is preferred.

Full Spectrum Art Glass Supply & Gallery

828 E. Fillmore Street, Suite A, Colorado Springs (719) 630-7664

www.fullspectrumartglass.com

Additional Syringe photos



Thursday, Aug 18
5pm-8pm 1 session

All Levels
No experience necessary

\$55.00

Instructor: Coral Cornish

Image coming soon

Stained Glass Tree Scene

Make a fun landscape of trees on wood or driftwood.

Friday, August 19
2pm-5pm1 session



Beginner Level
*****No Experience Necessary*****

\$45.00

Instructor: Coral Cornish

Micro Mini Stained Glass Panel

Make a fun gift and learn the basics of building a stained glass panel. Students will select glass, cut glass, grind, apply copper foil, and solder their project. Several simple designs to choose from. Are you curious, but not sure if you'd like doing stained glass? This class is a great way to "test the waters". Also makes a great gift! All tools and materials provided.

Friday, Aug 19
6pm-8pm 1 session+



All Levels
*****No Experience Necessary*****

\$30.00

Instructor: Coral Cornish

Fused Earrings

Make five pairs of fused earrings! What a great deal! Learn to combine compatible glasses and materials to make six pairs of fun, seasonal, or gift-oriented earrings. After the pieces are fused, come back and learn to apply earring bails and wires.

Saturday, Aug 20
4pm-6pm 1 session+



Beginner Level
*****No Experience Necessary*****

\$65.00

Instructor: Coral Cornish

Glass Fusing – Sand Cabochons

It starts with a process much like the "sand art" pictures that were made in the 1970's, then you'll learn how to cut your fired bar into pieces (if desired) and coldwork the pieces to make beautiful cabochons that can be turned into jewelry. Students will make at least two glass bars which can each be cut up to make multiple – usually 10 or more - pieces of jewelry. All class materials and two firings are provided.

Thursday, Aug 25
2pm-5pm 1 session

Beginner to Intermediate \$35.00

Instructor: Coral Cornish



Stained Glass Suncatcher – Filigree Star or Dragonfly

Be ready to display this for July 4th! These pieces just make people smile! Learn to make this fun suncatcher in the copper foil method, using wire, glass gems and brightly colored stained glass.

Full Spectrum Art Glass Supply & Gallery

828 E. Fillmore Street, Suite A, Colorado Springs (719) 630-7664 www.fullspectrumartglass.com

Thursday, Aug 25
5pm-6pm 1 session



Beginner Level \$25.00 Instructor: Coral Cornish

*****No Experience Necessary*****

Glass Working Skills – Drilling Holes in Glass

Whether you want to make jewelry, incense holders, mobiles, windchimes, or some other product, this is the class for you! Learn the proper tools and materials to safely and successfully drill holes in glass. All tools and materials are provided.

Friday, Aug 26
5pm-8pm 1 session



Beginner Level \$45.00 Instructor: Coral Cornish

*****No Experience Necessary*****

Glass Fusing – Colorado Rustic Fused Tiles or Dishes

Anyone can do this! Only two hours to make beautiful pieces of artwork! Learn multiple ways to apply glass paints to create beautiful images in glass pieces. Students will make two small tiles or dishes, or one free-standing art piece (your choice). All class materials are provided, including two kiln firings.

Saturday, Aug 27
5pm-7pm 1 session

Photo coming soon



Beginner Level \$35.00 Instructor: Coral Cornish

*****No Experience Necessary*****

Glass Fusing – Powder Wafers

Anyone can do this (although it helps to have a steady hand)!. Only two hours to make beautiful components for your own pieces of artwork! Learn multiple ways to apply glass powders to form shapes and images. Students will make several pieces to take home and use in their fused artwork. All class materials are provided, including a kiln firing.

Sunday, Aug 28
5:30pm-7:30pm 1 session



All Levels \$35.00 Instructor: Coral Cornish

Fused Glass Ornaments

Learn to use fusible glass, stringers, frit, enamel powders and Glassline Paints to make colorful ornaments to hang in a window, on a wall (or on a tree!). Students will complete 3 pieces in this class, to keep or give. Additional ornaments may be made at a reduced cost. All tools and materials are provided. This is a great class to take to start accumulating gifts for the upcoming Holidays.

September 2022

TO BE DETERMINED
5pm-8pm 2 sessions



Examples by K Cuning & D Sears

Beginner to Intermediate \$49.00 Instructor: Coral Cornish

Stained Glass Suncatcher – Filigree Free-Form with Custom Fused Focal

Be ready to display this ! First, you'll make a fused focal centerpiece for your Suncatcher. Then, come back to learn how to make this fun suncatcher in the copper foil method, using your fused glass component, wire, glass gems and brightly colored stained glass pieces. Additional fused glass components and in-house-made glass gems sold separately.

Full Spectrum Art Glass Supply & Gallery

828 E. Fillmore Street, Suite A, Colorado Springs (719) 630-7664 www.fullspectrumartglass.com

To be determined
5:30pm-7:30pm 1 session



All Levels \$35.00 Instructor: Coral Cornish

Fused Glass Ornaments

Learn to use fusible glass, stringers, frit, enamel powders and Glassline Paints to make colorful ornaments to hang in a window, on a wall (or on a tree!). Students will complete 3 pieces in this class, to keep or give. Additional ornaments may be made at a reduced cost. All tools and materials are provided. This is a great class to take to start accumulating gifts for the upcoming Holidays.

Classes Available by Appointment

Just call (719) 630-7664 to schedule some time for you or your group. **Almost any class we offer can be scheduled by appointment.**

2 hours 1 session



Beginner Level Hourly Fee + copper used Instructor: Coral Cornish

Enameling on Metal for Jewelry – Studio Time Session

Use the basic skills you learned in the beginning class to make your own jewelry or other components.

2.5 hours 1 session



All Levels \$65.00 Instructor: Coral Cornish

How to Operate a Fusing Kiln

Interested in glass fusing, but not sure about operating the kiln? This class will discuss the need-to-know-issues of operating both non-programmable and programmable kilns. We will watch a fusing in a small non-programmable small kiln during class, and also show hands-on how to operate a programmable kiln. All materials provided.

Scheduled Individually
1 session+



Beginner Level \$175.00 Instructor: Coral Cornish&Rod Phillips

Stained Glass - Beginning Copper Foil – Independent Study

Learn Stained Glass in a month! This is the Tiffany style of creating stained glass. Students will complete two projects: a sampler piece, and a small panel with approximately 15-20 pieces. Twenty hours of instruction covers most basic cutting techniques, glass grinding, foiling, soldering and finishing. Tools and materials are provided for sampler piece. Students are responsible for purchase of pattern materials, glass, foil, solder, zinc framing, rings & chain for second piece (approximately \$30-\$60). Class consists of orientation session, plus additional hours to be arranged with instructor.

Our class projects are fun, economical, and they make great gifts! If you have ideas or requests for classes, give us a call!

***Want to learn, but don't find a class that fits your schedule? Call to ask about Rolling Enrollment! Most classes are available on an "as needed" basis – we'll work with your schedule.

*****Have a Glass Party!** Gather together some friends/workmates (a minimum of four), your scout troop, or the family, pick a topic, and we'll schedule a class just for you – stained glass, fused glass, silver art clay, chain making, or mosaics! **Bring six students with you (for a total of 7), and you attend class for free, or take \$5.00 off everybody's class fee!** The four most popular classes for a Glass Party are: Fused Aspen Suncatchers, Three Fused Pendants, Four Pairs of Enameled Earrings, and Stringer Dish.

Full Spectrum Art Glass Supply builds custom stained glass panels for doors, sidelights, windows, room dividers, cabinet doors, and any other purpose. Let us design and build some great stained glass for you!